



Karndean
Designflooring

Commercial



Knight Tile

Knight Tile

**RIGID CORE
GLUEDOWN**

Knight Tile Wood

Our Knight Tile wood range offers a wide variety of species and visuals, from limed oaks to painted pine, across classic and contemporary colours. Simply choose the look that best corresponds with your project's style.

A selection of these gluedown visuals are available in an additional rigid core construction, giving you the visuals you want in the construction you need.

Knight Tile Stone

The Knight Tile range is filled with effortlessly stylish Canadian classics that have universal appeal. Our Knight Tile stones offer an array of styles inspired by slate, limestone and marble.

A selection of three Knight Tile stones are now available in an additional rigid core construction, giving you the visuals you want in the construction you need.



Waterproof



Hygienic



Durable




Low
maintenance

Knight Tile Gluedown requires familiar gluedown application methods for a secure fit. Choose our gluedown planks if you prefer to personalize your space with design strips or borders, or wish to have additional layout flexibility; in applications where sound transmission isn't a concern; or when you prefer to have the product permanently adhered to the subfloor.

Knight Tile Rigid Core can be installed over most existing imperfect subfloors with minimal preparation and no need for adhesive. Select rigid core for upper levels to reduce sound transfer by 22dB, over subfloors prone to moisture (up to 95% RH) and over uneven subfloors.

Gluedown			Rigid Core	
Knight Tile Wood	Knight Tile Stone		Knight Tile Wood	Knight Tile Stone
36" x 4" 36" x 6" 18" x 3"	12" x 12" 12" x 18"	Plank Size Tile size	48" x 7"	12" x 24"
12mil	12mil	Wear Layer	12mil	12mil
2mm	2mm	Thickness	4.5mm	4.5mm
Lifetime	Lifetime	Residential Warranty	Lifetime	Lifetime
10 years	10 years	Commercial Warranty	10 years	10 years
Begins with KP	Begins with ST or T	Product Code	Begins with SCB	Begins with SCB



Portland Stone ST13 | SCB-ST13



Knight Tile Wood

Colours Available in Gluedown and Rigid Core



Pale Limed Oak **KP94** | **SM-KP94** | **SCB-KP94**



Mid Limed Oak **KP96** | **SCB-KP96**



Lime Washed Oak **KP99** | **SM-KP99** | **SCB-KP99**




White Painted Pine **KP105** | **SCB-KP105**



Grey Scandi Pine **KP131** | **SCB-KP131**




Grey Limed Oak **KP138** | **SM-KP138** | **SCB-KP138**



Urban Spotted Gum **KP141** | **SCB-KP141**

Colours Available in Gluedown Only




Honey Maple **KP90**




Sycamore **KP32**



Warm Oak **KP39**



Elm **KP37**




Walnut **KP36**




Aran Oak **KP67**



Classic Limed Oak **KP97**




Nickel Spotted Gum **KP140**



Aged Oak **KP98**

Knight Tile Stone


Colours Available in Gluedown and Rigid Core



Honed Oyster Slate **ST17** | **SCB-ST17**



Portland Stone **ST13** | **SCB-ST13**



Grey Riven Slate **ST16** | **SCB-ST16**


Colours Available in Gluedown Only



Carrara **T90**



Soapstone **ST5**



Cumbrian Stone **ST14**



Midnight Black **T74**



Copper **T84**




Classic Limed Oak **KP97**

36" x 6" (915mm x 152mm)



Mid Limed Oak **KP96**
Mid Limed Oak **SCB-KP96**

36" x 6" (915mm x 152mm)
48" x 7" (1220mm x 180mm)



Aged Oak **KP98**

36" x 6" (915mm x 152mm)



White Painted Pine **KP105**
White Painted Pine **SCB-KP105**

36" x 6" (915mm x 152mm)
48" x 7" (1220mm x 180mm)



Grey Scandi Pine **KP131**
Grey Scandi Pine **SCB-KP131**

36" x 6" (915mm x 152mm)
48" x 7" (1220mm x 180mm)



Nickel Spotted Gum **KP140**

36" x 6" (915mm x 152mm)




Urban Spotted Gum **KP141**
Urban Spotted Gum **SCB-KP141**

36" x 6" (915mm x 152mm)
48" x 7" (1220mm x 180mm)



Honey Maple **KP90**

36" x 4" (915mm x 102mm)



Sycamore **KP32**

36" x 4" (915mm x 102mm)



Warm Oak **KP39**

36" x 4" (915mm x 102mm)



Elm **KP37**

36" x 4" (915mm x 102mm)



Walnut **KP36**

36" x 4" (915mm x 102mm)



Aran Oak **KP67**

36" x 4" (915mm x 102mm)



Pale Limed Oak **KP94**

36" x 6" (915mm x 152mm)

Pale Limed Oak **SM-KP94**

3" x 18" (76mm x 457mm)

Pale Limed Oak **SCB-KP94**

48" x 7" (1220mm x 180mm)



Grey Limed Oak **KP138**

36" x 6" (915mm x 152mm)

Grey Limed Oak **SM-KP138**

3" x 18" (76mm x 457mm)

Grey Limed Oak **SCB-KP138**

48" x 7" (1220mm x 180mm)



Lime Washed Oak **KP99**

36" x 6" (915mm x 152mm)

Lime Washed Oak **SM-KP99**

3" x 18" (76mm x 457mm)

Lime Washed Oak **SCB-KP99**


48" x 7" (1220mm x 180mm)




Honed Oyster Slate **ST17** 12" x 18" (305mm x 457mm)
Honed Oyster Slate **SCB-ST17** 12" x 24" (308mm x 600mm)



Portland Stone **ST13** 12" x 18" (305mm x 457mm)
Portland Stone **SCB-ST13** 12" x 24" (308mm x 600mm)



Grey Riven Slate **STI6** 12" x 18" (305mm x 457mm)
Grey Riven Slate **SCB-STI6** 12" x 24" (308mm x 600mm)



Cumbrian Stone **STI4** 12" x 18" (305mm x 457mm)




Carrara **T90** 12" x 12" (305mm x 305mm)



Soapstone **ST5** 12" x 12" (305mm x 305mm)



Midnight Black **T74** 12" x 12" (305mm x 305mm)



Copper **T84** 12" x 12" (305mm x 305mm)

*Some designs are available in both gluedown and rigid core, all skus with SCB Prefix are rigid core.




Technical Specification

	Standard	Gluedown Result	Rigid Core Result
Size		See separate table	See separate table
Box quantity		See separate table	See separate table
Thickness		2.0 mm	4.5 mm
Locking system*			2G™ angling installation
Wear layer		12 mil (0.30 mm)	12 mil (0.30 mm)
Surface treatment		K-Guard+® PU Coating	K-Guard+® PU Coating
Warranty**	Commercial Residential	10 years Lifetime	10 years Lifetime
Beveled edge		No	No
Standards	ASTM F3261		Pass: Resilient flooring with Rigid Polymeric Core
Classification	ASTM F1700	Class III Type B	
Reaction to fire	ASTM E648-06	Class I	Class I
Smoke density	ASTM E662-06	Pass (<450)	Pass (<450)
Flammability test	FF 1-70; Federal Approval ASTM D2859	Pass	Pass
Slip resistance***	ASTM D2407	Pass (Dry 0.88)	Pass (Dry 0.8)
Staining resistance	ASTM F925	Pass	Pass
Heat fastness	ASTM F1514		Pass
Light fastness	ASTM F1515	Pass ΔE = 1.3	Pass
Abrasion resistance	ASTM D3884 ASTM D4060	42000 cycles	Pass 25000 cycles
Dimensional stability	ASTM F2199	Pass -0.0012"/lin.ft	Pass
Acoustic impact noise reduction	ASTM E2179-09 ASTM E492-09	ΔIIC = 4 dB IIC = 43 dB (6" slab w/ drop ceiling) IIC = 70 dB (6" slab w/ drop ceiling +QuietChoice)	ΔIIC = 22 dB IIC = 68 dB (6" slab w/ drop ceiling) IIC = 69 dB (6" slab w/ drop ceiling +QuietChoice)
For settings that require additional noise reduction, contact your Commercial Business Manager for our portfolio of acoustic solutions			
Indentation - residual	ASTM F 1914		Pass
Static load	ASTM F970	2000 psi	Pass 700 psi at 0.005"
Flexibility	ASTM F137	Pass	
Adhesive	Please refer to our installation instructions		
Recycling		Suitable	
Phthalate free		Yes	



CERTIFIED BY SCS Global Services



Manufactured to:
ISO 9001 Environmental Standard
ISO 14001 Quality Standard

* 2G™ is a patented technology invented by Välinge Innovation AB. The 2G™ word mark and logo are registered trademarks owned by Välinge Innovation AB and any use of such marks is under license.
 ** Subject to terms. Commercial warranty covers light commercial use only.
 *** Slip resistance is measured on freestanding ex-factory product. Slip resistance can be affected by many factors including but not limited to: product installation and underlayment, surface contamination, use, wear and how the product is maintained. Textural variation along the surface of the product can affect nominal values.

Knight Tile Wood

Product	Size (inch)	Box quantity
KP32, KP36, KP37, KP39, KP67, KP90	36 x 4	35.95 sq.ft 36 Planks
KP94, KP96, KP97, KP98, KP99, KPI05, KPI31, KPI38, KPI40, KPI41	36 x 6	35.95 sq.ft 24 Planks
SCB-KP94, SCB-KP96, SCB-KP99, SCB-KPI05, SCB-KPI31, SCB-KPI38, SCB-KPI41	48 x 7	33.09 sq.ft 14 Planks
SM-SP94, SM-KP99, SM-KPI38	18 x 3	35.95 sq.ft 96 planks

Knight Tile Stone

Product	Size (inch)	Box quantity
ST5, T74, T84, T90	12 x 12	36 sq.ft 36 Tiles
ST13, ST14, ST16, ST17	12 x 18	36 sq.ft 24 Tiles
SCB-ST13, SCB-ST16, SCB-ST17	12 x 24	31.83 sq.ft 16 Tiles

Karndean Designflooring Canada

#3-3250 Harvester Road, Burlington, Ontario L7N 3W9

Phone: 866-819-6825

Email: info@karndeancanada.ca



www.karndean.com

Cover image: Urban Spotted Gum KPI41 | SCB-KPI41

Colour and Pattern Reproduction

We are careful to make sure our brochures are accurate and printed to very high standards, but photography and printing cannot always create a perfect representation of our products. For this reason we strongly recommend that you look at a sample of any product you are considering before placing your order.

All of our products are inspired by things we have seen in the natural world. Just as variation in colour and detail is part of the unique beauty of natural materials, it is also a feature of many of our designs. This means that with some of our products you will see natural variation when your floor is laid. If in doubt, ask to see a larger sample of the product.