



Karndean
Designflooring



SEE FLOORING

Differently

Contents

From our home to your home	4
Designed for comfort	8
Designed for peace of mind	10
Create a Designfloor	12
1. Imagine your space	14
2. Design ideas	18
3. Choose your format	
Loose lay	22
Rigid core	24
Gluedown	26
Colour inspiration	28
Focus on style	30
Choose your colour	36
Karndean in the kitchen	40
Karndean in the bathroom	42
Karndean in the living room	44
Design at home	48
Shop local	49
LooseLay Longboard	50
LooseLay Originals	60
Korlok	76
Art Select	96
Van Gogh	106
Opus	118
Knight Tile	130
Our ranges at a glance	145
Rigid core accessories	154
Design strips	156
Decorative borders	159
Environmental	160
Transferable purchase warranty	162
Cleaning and maintaining your Karndean floor	162
Visit us online	163
Visit our showroom	164

From our home...

It all began in 1973 when a former flooring installer created a small business from his family home.

With the belief that luxury vinyl flooring shouldn't just be practical, it needed to be beautiful as well, Karndean was formed. The team set out to travel the world, seeking inspiration from natural materials for what now are the most realistic luxury vinyl flooring products on the market.

The Karndean team worked out of that house for several years with the family's trusty dog Smokey, the Great Dane who is still present on Karndean's logo today. For the family and Karndean's early employees – many who are still working with us today – these years bring back many fond memories.

Now stretching across the globe, far beyond the walls of the original house, we continue to move forward with the same passion to deliver beautiful, innovative designs for your home.





■ Grey Riven Slate ST16 with DS10 3mm design strip


...to your home

Many elements must fit together, from furniture to flooring, to fixtures and everything in between. Where to begin?

We begin a new design with inspiration, and we are most inspired by nature. What's your design motivation? Is it aesthetic, such as a cushion or the perfect paint chip? Or is it lifestyle, a place where you can dance in your pyjamas and your babies (both two- and four-legged) can roll around and play?

No matter what drives you, Karndean Designflooring was created with your needs in mind. We see flooring differently and by combining original features with cutting edge design, you can create a simply beautiful floor that you will love for a lifetime.

Our simple method will help you navigate the selection process and design your perfect floor, taking you beyond picking a colour and measuring the room. Let's get started!



Maya's story

A freelance journalist, blogger and busy mum, Maya takes us through her 1970s inspired house and her journey to picking a Karndean floor.





Over 40 years
of experience

At Karndean, we see flooring differently.

We travel the world in our quest to bring you exceptional floors that inspire and delight. From the ancient forests of Europe, to the remote Australian outback and beyond, we seek out expressive and intriguing forms in the natural world to influence our unique floor designs. By combining these original features with cutting edge design, we create simply beautiful floors that you'll love for a lifetime.



For the family and Karndean's early employees, many of who are still working with us today, these years bring back many fond memories. Now stretching across the globe, beyond the walls of the original house, the Karndean family and employees continue to move forward with the same passion to deliver beautiful, innovative designs for your home.



1973...




Designed for you

Every one of our floors is unique to us having been lovingly created by our in-house team. Our product designers select natural woods and stones to work with, taking the time to carefully replicate the knots, grains and textures found in these products into our designs. Working with these products they apply different techniques of staining, brushing and oiling to name a few to create the perfect look and feel bringing you a simply beautiful floor.



Did you know?



Back in 1973, Smokey the Great Dane worked alongside the family and is still present on our logo today.

□ Country Oak LLP92



Pet friendly

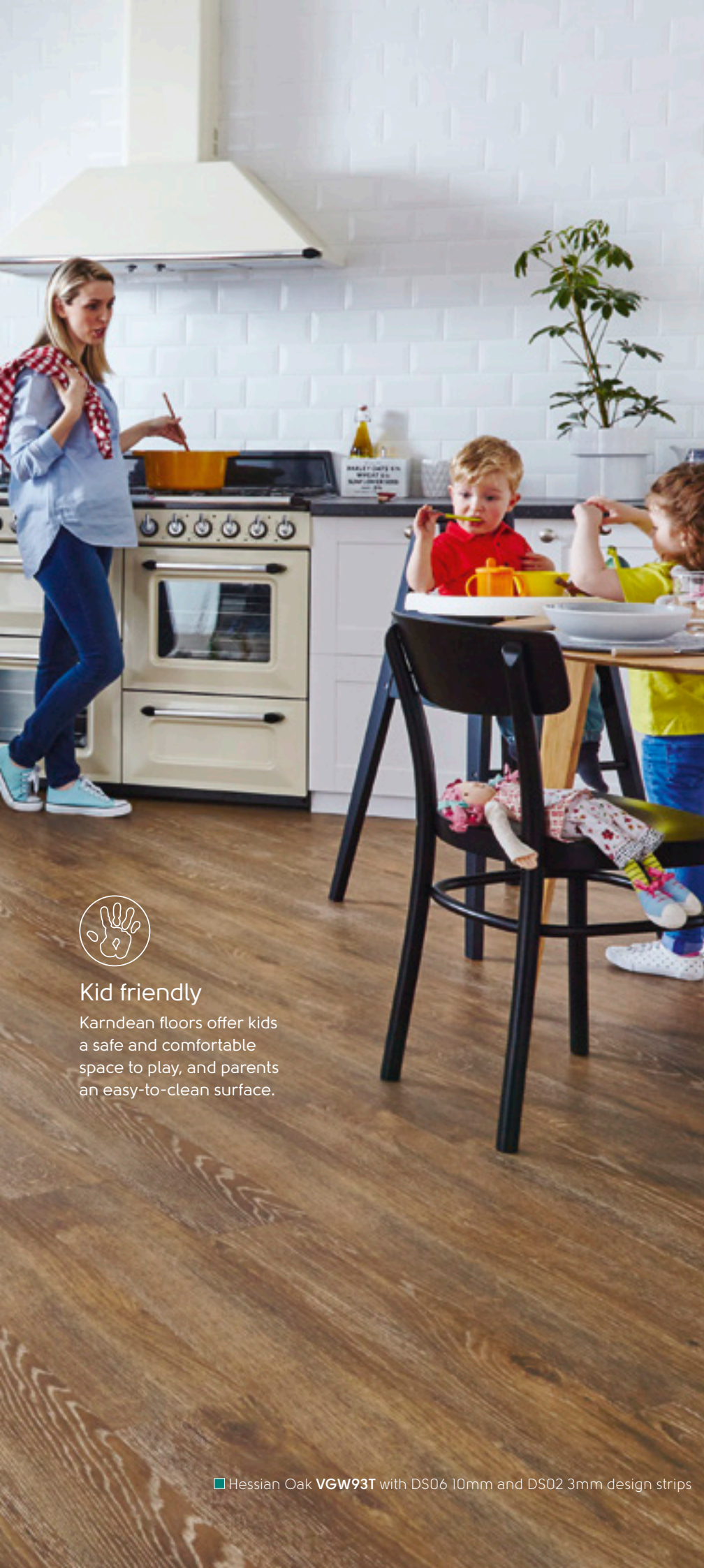
From muddy paw prints to household accidents and anything in-between, our low maintenance floors are designed with pets in mind.



Durable

Karndean Designflooring gives you the look and feel of natural products with the durability and resilience of luxury vinyl.

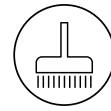
Designed for
comfort



Quiet underfoot



Lifetime guarantee



Low maintenance



Phthalate free




Kid friendly

Karndean floors offer kids a safe and comfortable space to play, and parents an easy-to-clean surface.

We know you need a floor to be durable and stay looking good no matter what life throws at it. All Karndean floors are finished with our K-Guard+® protective coating, which helps against day to day wear. Each of our floors comes with a lifetime guarantee offering you peace of mind for years to come.

Each of our floors is comfortable underfoot, perfect for all the family. Quieter than other flooring alternatives, some of our ranges achieving the Quiet Mark for sound reduction. For added warmth and comfort, all Karndean floors are compatible with underfloor heating.



■ Rose Washed Oak KP95

■ Hessian Oak VGW93T with DS06 10mm and DS02 3mm design strips



Low maintenance

Easy to clean with a sweep and mop. Doesn't require sanding, varnishing or staining.



Phthalate free

We pride ourselves on environmental awareness in the manufacture and supply of all our products, and can proudly say that all Karndean products are phthalate free.

Designed for
peace of mind



■ White Painted Oak KP105*
■ Pale Lined Oak KP94

*UK product



Quiet underfoot

Karndean Designflooring offers formats that reduce noise transfer by up to 22dB – perfect for upstairs bedrooms, playrooms or attic/loft conversions.

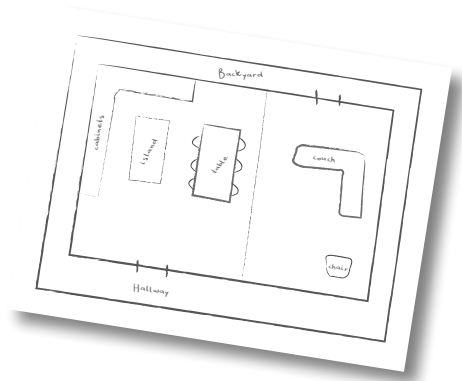


Lifetime warranty

Not only is a Karndean floor unique to your home, but it's guaranteed to last for years to come.

□ Weathered American Pine LLP335

Create more than a floor,
Create a Designfloor



1

Imagine your space

Something as simple as drawing a picture of your space will put you in a creative mindset.



2

Design ideas


Take inspiration from our installation patterns guide to design your floor.



3

Which format?

With more than 180 colours across three formats, we're sure to have a floor that fits your design style.



4

Colour inspiration

Our flooring collections are on-trend, ranging from distinct, classic and elegant woods and stones. They offer colour variations from light to dark and everything in between.

1. Imagine your space




On the next pages, draw the space that you will be updating by following the example below.


Start with the shape of your space and entry points.



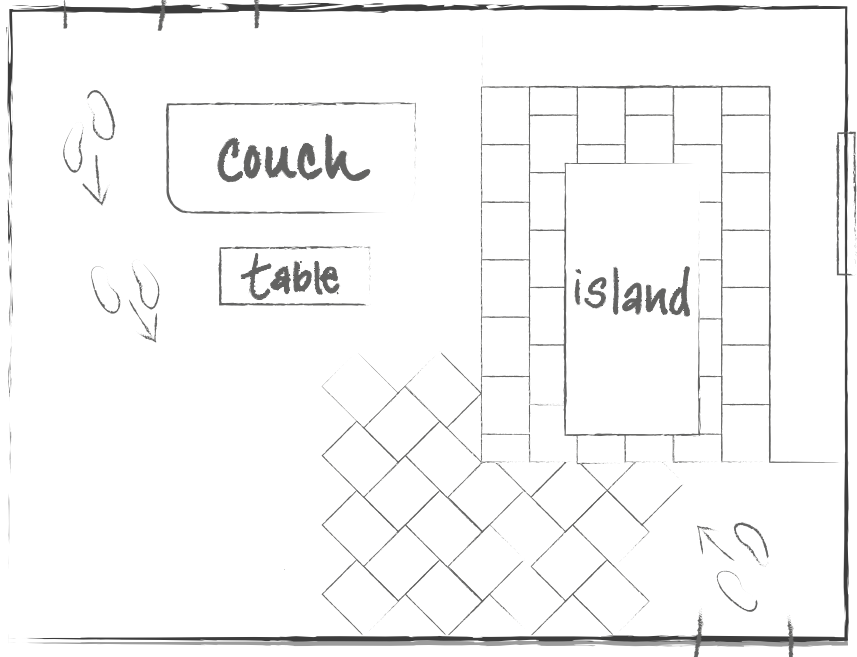

How do you walk through the room?



Are there any adjoining rooms?



Sketch fixtures in your space.



Take your space from sketch to reality.







*Now it's
your turn...*

Design tip

When planning the design of your floor, think of your most common footpath. Have your local retailer install the floor in that direction to guide guests through the space.





2. Design ideas

Refer to page 156 for design strips

Choosing Your Installation Pattern


It's not just the floor you choose, but the direction you lay it that makes a lasting impression. So how do you know which way you should lay your floor? Keep these pattern options in mind as you browse our three product constructions, as select floors cannot be laid in all of these patterns.

Use our pattern guide for inspiration or to share with your local retailer.



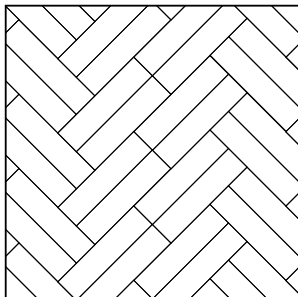
Wood

Herringbone



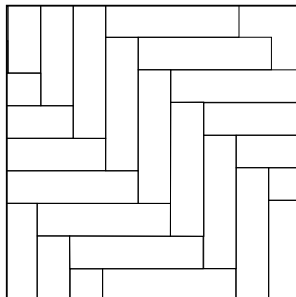
Gluedown	Loose lay	Rigid core
✓	✓	

Double herringbone



Gluedown	Loose lay	Rigid core
✓	✓	

90 degree herringbone




Gluedown	Loose lay	Rigid core
✓	✓	

Blended Ironbark LLP328

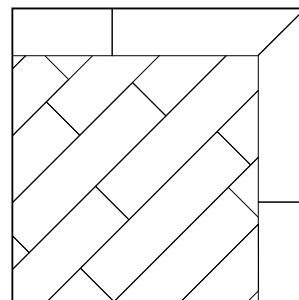


Staggered



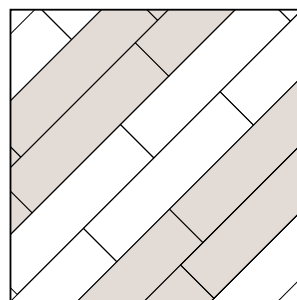
Gluedown	Loose lay	Rigid core
✓	✓	✓

Diagonal with Border



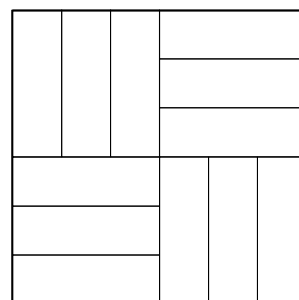
Gluedown	Loose lay	Rigid core
✓	✓	

Striped (2-colour)



Gluedown	Loose lay	Rigid core
✓	✓	✓


Block



Gluedown	Loose lay	Rigid core
✓	✓	


Stone

Brick Lay



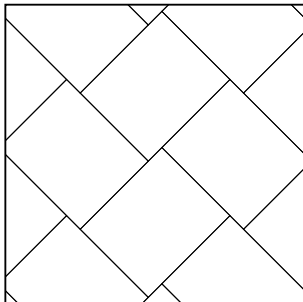
Gluedown	Loose lay	Rigid core
✓	✓	✓

Diagonal



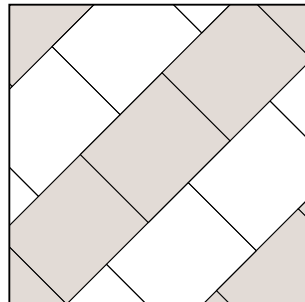
Gluedown	Loose lay	Rigid core
✓	✓	✓

Herringbone



Gluedown	Loose lay	Rigid core
✓	✓	

Striped (2-colour)



Gluedown	Loose lay	Rigid core
✓	✓	✓



■ Grey Riven Slate **ST16** with DS10 3mm design strip



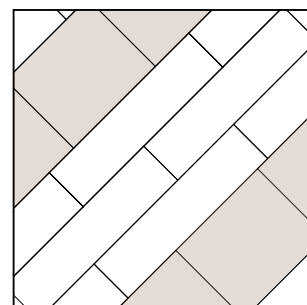
Mixed Materials

Create a one of a kind floor that will leave your guests speechless!

■ Palazzo Marble **RKT2413** and Washed Grey Ash **RKP8104**

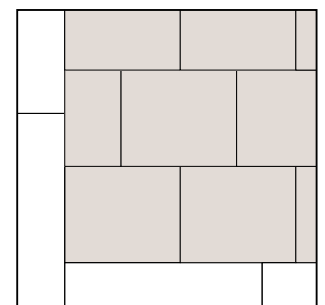
Mixed

Striped (Wood and Stone)



Gluedown	Loose lay	Rigid core
✓	✓	✓

Wood Frame with Stone Inset



Gluedown	Loose lay	Rigid core
✓	✓	

3. Which format?





We offer three types of product format: loose lay, rigid core and gluedown.

Loose lay

Choose loose lay when...

- You want to reduce noise transfer, such as in loft conversions or upstairs rooms.
- You want a quick installation.
- You have a smooth or damp subfloor, sometimes found in new builds or extensions.

See page 22 for more details.

-  Individually replaceable
-  Quick and easy to install
-  Acoustic qualities
-  No expansion gap required









Rigid core

Choose rigid core when...

- You want superior acoustics, such as in loft conversions or upstairs rooms.
- You want a quick installation.
- You want to install over an existing floor such as ceramic tiles or floorboards, or uneven subfloor.
- You have a damp subfloor, sometimes found in new builds or extensions.

See page 24 for more details.

-  Enables preservation of existing floor
-  Hides subfloor imperfections
-  Acoustic qualities
-  5G® click-locking mechanism
-  Quick and easy to install
-  Installs over most existing hard floors








Gluedown

Choose gluedown when...

- You want to create your floor, with different laying patterns, design strips and decorative borders.
- You want to be able to mix stone and wood designs and create a completely bespoke floor.
- You have a completely flat, dry subfloor, prepared by a flooring professional.

See page 26 for more details.

-  Wide range of designs
-  No expansion gap required
-  Design capabilities
-  Suitable for any budget





■ Warm Spotted Gum RKP8118

Choose your format



Loose lay



Featuring our K-Wave® friction grip backing that holds the product in place using a combination of weight and friction, our loose lay products require only minimal adhesive. Available in Karndean LooseLay Longboard and LooseLay Originals.







□ Dakota LLT212

With our LooseLay Longboard and LooseLay Originals ranges, you can have a loose lay floor with design flexibility and even incorporate multiple colours into one design. You can carry your chosen design throughout the space without the need for transition strips.

This is our most ergonomic flooring option, meaning it provides the most cushioning underfoot.



Why would you want a loose lay floor?

-  **Individually replaceable:** Should you need to replace a piece, simply lift the damaged plank or tile and replace with a new one.
-  **Quick and easy to install:** Our loose lay ranges can be fitted over most existing hard floors.
-  **Acoustic qualities:** Our loose lay ranges are perfect for projects where you want to reduce noise levels in the room below.
-  **K-Wave® friction grip backing:** Our friction grip backing creates a strong bond to the subfloor.





□ Australian Wormy Chestnut LLP334



□ Shadow Fabric Oak LLP331



*Need help finding
your format?*

Contact your local retailer.
Go to [www.karndean.com/
findaretailer](http://www.karndean.com/findaretailer)

Choose your format



Rigid core




We offer two industry-leading ranges of rigid core: Korlok and Van Gogh.



Rigid core is a type of floating floor that clicks and locks into place and can be floated over most existing hard floors - no adhesive necessary.

An ideal alternative to laminate and engineered hardwood floors, Karndean Designflooring rigid core offers realistic visuals with the durability and waterproof qualities of luxury vinyl.



Light Barnwood RKP8207

Why would you want a rigid core floor?



Floats over existing hard floors:


Rigid core can be floated over most existing hard floor coverings.



Acoustic qualities: The premium, pre-attached acoustic foam backing reduces noise transfer to rooms below, making it perfect for upstairs bedrooms, playrooms or attic/loft conversions.



Quick and easy to install: Click-locking systems allow the installer to quickly drop and lock planks together, meaning less upheaval and disruption to everyday life.





Refer to page 154 for colour coordinated accessories

■ Mountain Spotted Gum SCB-VGW103T



■ Country Oak SCB-VGW81T



Need help finding your format?

Contact your local retailer. Go to www.karndean.com/findaretailer

Choose your format



Gluedown



Our gluedown ranges are:
Art Select, Van Gogh, Opus and Knight Tile.



■ Urban Spotted Gum KPI41

Why would you want a gluedown floor?



Design options: Our widest range of designs, colours, textures and sizes.



Personalisation: With our gluedown ranges, you have complete control over the look of your floor, from the lay pattern to the incorporation of our design strips and borders.



Glued down: Planks and tiles are permanently secured with Mega Bond glue to the subfloor.



Because gluedown planks and tiles are installed individually, these products offer the highest level of personalisation. This allows you to create a layout and design that makes your home more stylish and functional, while remaining affordable and faster to install than other types of hard surface flooring.





■ Columba WP422



■ Lemon Spotted Gum VGW104T



*Need help finding
your format?*

Contact your local retailer.
Go to [www.karndean.com/
findaretailer](http://www.karndean.com/findaretailer)

4. Colour inspiration

At a glance
See all Karndean floors
organised by colour on
page 36!

When choosing a floor, take into account all of the surrounding materials and finishes. What colour will the walls or cabinets be? Will you have stained or white skirting boards? All of these items play a part in narrowing down your flooring choices.

Create a Moodboard

Remodelling a whole room and not sure where to start? Create a moodboard with the colour scheme you have in mind for the room. Include items like paint samples, pictures from magazines, wallpaper samples - anything that gives you inspiration for your new space!

We understand how difficult it can be to decide on the right colour for your home which is why we've set up our FREE sample service to help you find the perfect colour!

Whether you're renovating an existing home or building a new home the quality of the flooring is an important consideration.

Choose from a variety of colours across our ranges and formats. Our quick and easy online ordering process will have the samples sent direct to your door, to help with your decision making.

 Visit our Pinterest page [karndean_anz](#) for inspiration!



Visit www.karndean.com to order free samples!



Design your dream floor at home!

Try our Floorstyle visualiser www.karndean.com/floorstyle



Warm

Warm-toned floors tend to align more with traditional, timeless decor styles and are sure to create an inviting atmosphere.



■ Stained Acacia RKP8213

Neutral


A neutral floor creates a clean backdrop to design the rest of the space. If you frequently like to change your decor, a neutral floor allows for the widest amount of options.



■ Birch VGW84T

Cool

Cool-toned floors best complement contemporary and modern styles and are sure to add drama and sophistication to any room in your home.



■ Oxford Grey RKT2409

Focus on style




Creating comfort



For spaces that will be rich in colour, start with a grounding neutral base for flooring. Add in touches of earthy elements to balance the glamour.

Need help finding your style?


Visit our blog www.karndean.com/ourblog



Pearl Oak offers an authentic wood look, ideal for both contemporary and traditional homes.



Focus on style



For rooms with more eclectic styling, try a light neutral floor. This allows you to mix multiple wood finishes without overwhelming the space.

Looking for design inspiration?

Follow us on Instagram
@karndean_auz

Bleached Grey Walnut displays a natural variation of on trend tones. The sun-bleached, weathered look is very stylish and inspired by nature's finest details.



■ Bleached Grey Walnut WP329



Focus on style



Natural nostalgia



This style mixes the simplicity of mid-century with organic materials. The natural light bouncing off the warm neutral flooring mimics the forest floor.

Need help finding your style?

Visit Karndean Designflooring @[Karndean_anz](#)

This beautiful species is rarely seen in modern flooring due to its strong colouration and irregular appearance. The natural product is difficult to alter due to its impervious nature, so after a light wire brushing to unearth the internal beauty of this timber, we "painted" the boards to darken and neutralise the original red tones, resulting in a beautiful, unique design that really has the wow factor.



■ Stained Acacia RKP8213



■ Stained Acacia RKP8213



□ Ochre Ironbark LLP326

Focus on style



Seaside style



Traditional style gets a touch of luxury by incorporating blush fixtures and even patterned fabrics. A great way to elevate a room is by choosing a lay pattern that is sure to strike up a conversation.

Looking for more design styles?

Visit our blog www.karndean.com/ourblog




■ Ochre Ironbark LLP326


With its straight, tight grain Ochre Ironbark retains all the characteristics of the native Australian ironbark but in a lighter, more universal palette. Ranging from beige and barley shades to cinnamon and pale walnut, Ochre Ironbark provides a warm, neutral base to modern and traditional interiors.


Choose your colour...





























































For those who make their flooring choice by shade, here is a quick guide to all our products ranged by tone.

Karndean LooseLay Longboard |
 LooseLay Originals |
 Korlok |
 Art Select |
 Van Gogh |
 Opus |
 Knight Tile


 = available in gluedown |


 = available in rigid core |


 = available in loose lay

 LLT208	 SP111	 LLP311	 VGW80T  SCB-VGW80T	 KP131	 RKP8216	 RKP8105
 RKT2413	 ST8	 T98	 KP136	 KP138	 ST13	 KP137
 SP211	 RKT3016-G	 RKT2412	 RKP8201	 LLP157	 LLP306	 LLP308
 RKT2414	 WP422	 LLP95	 SP212	 LLP147	 LLP304	 LLP153
 LLT219	 VGW107T	 LLT209	 LLT213	 LLP152	 WP423	 WP421
 LLT218	 LLT201	 RKP8108	 LLP92	 LLP156	 LLT216	 RKT2415
 SP217	 KP95	 LLP329	 VGW84T  SCB-VGW84T	 RKP8103	 VGW100T  SCB-VGW100T	 SP216
 RKT3015-G	 WP311	 WP411	 RKP8116	 VGW83T  SCB-VGW83T	 LLT210	 ST16

■ Karndean LooseLay Longboard |
 ■ LooseLay Originals |
 ■ Korlok |
 ■ Art Select |
 ■ Van Gogh |
 ■ Opus |
 ■ Knight Tile

⌘ = available in gluedown |
 ⌘ = available in rigid core |
 ⌘ = available in loose lay















⌘ RKP8104	⌘ WP329	⌘ LLP331	⌘ LLP301	⌘ LLP112	⌘ KP98	⌘ LLT203
⌘ KP104	⌘ LLP328	⌘ WP413	⌘ LLP335	⌘ RKP8112	⌘ VGW88T	⌘ LLT211
⌘ RKP8203	⌘ ⌘ VGW94T SCB-VGW94T	⌘ LLP154	⌘ RKP8120	⌘ HC03	⌘ WP313	⌘ VGW101T
⌘ LLP142	⌘ RKP8101	⌘ RKT2411	⌘ KP141	⌘ SP214	⌘ KP103	⌘ VGW91T
⌘ ⌘ VGW81T SCB-VGW81T	⌘ LLP146	⌘ RKP8205	⌘ LLP148	⌘ ST14	⌘ ⌘ VGW99T SCB-VGW99T	⌘ SP215
⌘ ⌘ VGW82T SCB-VGW82T	⌘ WP319	⌘ RKT3014-G	⌘ RKT2410	⌘ LLP302	⌘ RKT3006-G	⌘ RKP8210
⌘ RKT3017-G	⌘ SP213	⌘ LLT217	⌘ SP114	⌘ ⌘ VGW89T SCB-VGW89T	⌘ T88	⌘ SP115
⌘ LLT212	⌘ RKP8208	⌘ RKT2409	⌘ WP414	⌘ WP318	⌘ AP03	⌘ HC06

Choose your colour... (continued)

■ Karndean LooseLay Longboard | ■ LooseLay Originals | ■ Korlok | ■ Art Select | ■ Van Gogh | ■ Opus | ■ Knight Tile

⊖ = available in gluedown | ⊕ = available in rigid core | ⊗ = available in loose lay

 RL04	 VGW102T	 HC04	 VGW87T	 VGW70T	 VGW44T SCB-VGW44T	 LLP334
 VGW96T	 VGW98T	 RKP8213	 VGW93T SCB-VGW93T	 LLP102	 VGW104T SCB-VGW104T	 RKP8207
 HC05	 WP316	 VGW95T	 RL02	 HC02	 LLP109	 WP315
 RL03	 AP02	 VGW41T	 VGW92T	 KP97	 KP91	 LLP325
 EW03	 KP101	 VGW33T	 VGW53T	 VG5-7	 VGW39T	 RKP8119
 EW02	 HC01	 VGW86T SCB-VGW86T	 VGW103T SCB-VGW103T	 LLP316	 AP01	 WP312
 RKP8106	 EW01	 VGW49T SCB-VGW49T	 VGW42T	 RKP8118	 LLP314	 KP39
 VGW97T	 LLP327	 VG1-7	 KP94	 KP96	 LLP326	 LLP150



Black Sands RKT3006-G

Karndean... *in the kitchen*

The kitchen is the hub of the home and the room where your floor works hardest. From accidental food and drink spills to the hustle and bustle of rushed mornings, parties and gatherings, your kitchen floor has to put up with a lot. Relax, knowing a Karndean floor in your kitchen not only looks great, it's also hygienic and easy to clean.



Design flexibility

Prefer a tiled look in your kitchen? We've got you covered. Whether wood or stone, all of our products are suitable for use in your dream kitchen space.



■ Fumo SP216
with DS12 3mm design strip



Carefree flooring

Kitchens are the heart of the home and our luxurious flooring options are up to the everyday challenges of this busy family space.



Caring for your floor

Hygienic flooring

Create your dream kitchen space with all the benefits of our family and environmentally friendly luxury vinyl flooring.



■ Pumice Stone RKT3016-G





Style statement: large planks

Demonstrate uninterrupted style with large plank options to create a striking foundation to kitchens with space in abundance.

□ Raven Oak LLP302



Classic grouted tiles

Choose from our wide range of design strips to define each tile creating a 'grouted' effect.



Low maintenance

Ideal in the kitchen, because Karndean is easy to clean.

Karndean... *in the bathroom*

A Karndean floor is warm underfoot and waterproof, making it the perfect solution for your bathroom. With Karndean, you can achieve the look you want but without any of the practical drawbacks of natural stone and wood, giving you a bathroom you'll love for a lifetime.

Adding intrigue

The design ability of our products allows you to create an intriguing bathroom space with a unique flooring that is sure to impress.



■ Reclaimed Redwood SCB-VGW99T



Keeping it simple

Using a neutral flooring tone as a canvas allows you to add that extra pop of colour wherever you see fit.



■ Columba WP422



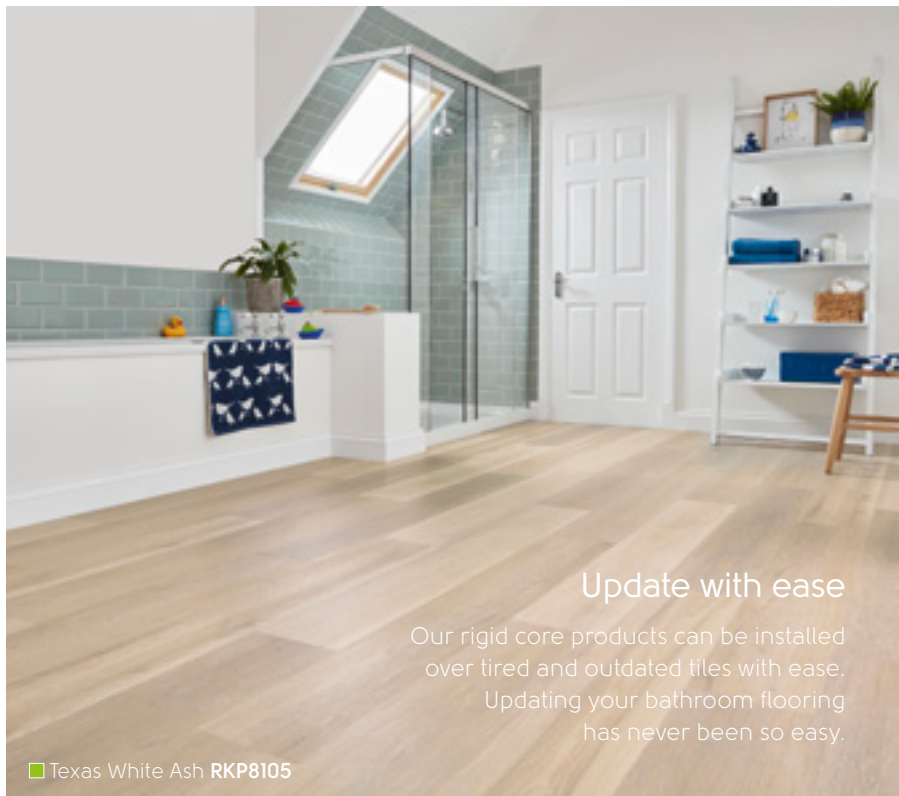
Large space, large tiles

Striking and modern, our large format stone look tiles are the perfect addition to your contemporary bathroom design.

■ Dakota LLT212



■ Canadian Urban Oak RKP8116



Update with ease

Our rigid core products can be installed over tired and outdated tiles with ease. Updating your bathroom flooring has never been so easy.

■ Texas White Ash RKP8105

Bold striking patterns

Using our modern take on classic shapes and geometric designs, you can create a statement floor that makes your bathroom stand out.

Floorstyle

Need help visualising your dream bathroom flooring?

We've got you covered.



Need help finding your style?
 Flip to page 30 to see ideas...

Karndean... *in the living room*

A living room is a space with so many different functions. From a quiet, cosy reading space to a place where you can gather with friends to watch the game, your living room needs to be functional, but it also needs to look great and reflect your unique style. A Karndean floor in your living room can help you achieve all this and still make a real statement. Durable yet stylish, let us inspire you...



Add visual interest over a large area


Try laying full size and small planks in a herringbone pattern for a traditional twist to modern living areas.



■ Baltic Washed Oak RKP8101

Let the floor be the feature

Contrast subtle, neutral walls and furnishings with a bold, striking floor for a completely unique living area.



□ Twilight Oak LLP301



Create a backdrop for bold colours

Let your bold, bright accessories stand out by creating a subtle backdrop using a cool, neutral floor.

□ Shadow Fabric Oak LLP331

Looking for Inspiration?

Pinterest



Follow our boards on Pinterest: [Karndean_ANZ](#)

Instagram



Follow us on Instagram: [karndean_anz](#)


Facebook



Like us on Facebook [karndean_anz](#)


Large space, large planks

To emphasise the feeling of space in living areas, look to our range of large planks featured in sizes up to 1.5 metres.



□ Pearl Oak LLP306

Complete your Designfloor,
Choose the floor that suits your style



Now that you've gathered your ideas and have a colour choice in mind, view our product ranges to make your final selections.

Design at home

Design tip

Bring your design ideas to life!

See your future floor with our interactive room viewer, Floorstyle! As you see a colour you like, try it from the comfort of your own couch.

Upload a picture of your room and get creative. Explore your options by changing your laying pattern and colours.



www.karndean.com/floorstyle



Shop local

Your Karndean Designflooring journey continues at your local Karndean retailer.



Design tip


Have you chosen other elements of your new room design already? Take samples of those materials with you when you visit your retailer. This will help you find the perfect floor to match your style.



Where classic charm meets

*Contemporary
sophistication*











IRONBARK

Ironbark is a premium native Australian hardwood recognised for its general durability and resistance to insects such as termites. The natural rouge colour of the original hardwood was an obvious inclusion to our collection because of its beautifully deep hues, varying across the straight and tight cathedral grain elements indicative of the natural product.


Behind the design

Honey Ironbark **LLP325**


 = available in loose lay |  = available in rigid core |  = available in gluedown




Blended Ironbark LLP328



Ochre Ironbark LLP326



Honey Ironbark LLP325



Natural Ironbark LLP327




Versatile lights


Pearl Oak **LLP306**



Bleached Tasmanian Oak **LLP311**



Pearl Oak **LLP306**




Weathered Heart Pine **LLP304**

 = available in loose lay |
  = available in rigid core |
  = available in glued down




Detailed & distressed


Weathered American Pine **LLP335**



Pure Fabric Oak **LLP329**




Shadow Fabric Oak **LLP331**




Weathered American Pine **LLP335**




Australian Wormy Chestnut LLP334




North Coast Blackbutt LLP313



Champagne Oak LLP310



Tasmanian Oak LLP312

 = available in loose lay |  = available in rigid core |  = available in gluedown



Design Tip

Make a smaller space appear bigger with our extra large format LooseLay Longboard planks.



Mountain Spotted Gum **LLP316**



Lemon Spotted Gum **LLP317**



Australian Wormy Chestnut **LLP334**









Embered Blackbutt **LLP314**



Smoky character

Raven Oak LLP302

 = available in loose lay |  = available in rigid core |  = available in gluedown






Where classic charm meets

Modern design






new




Characterful charm



Ashland LLP95
White Oak



Ashland LLP95
White Oak



Providence LLP108
White Oak

 = available in loose lay |  = available in rigid core |  = available in gluedown

new



Smooth & bright

Country Oak LLP92
Character Oak



Hamden LLP156
Character Oak



Country Oak LLP92
Character Oak

new







Sicilia LLP142
Character Oak

new

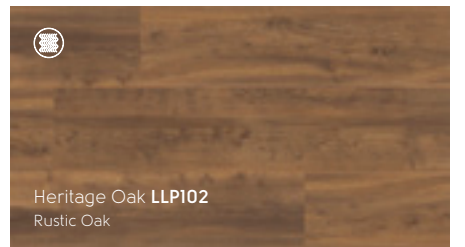


Hartford LLP112
Rustic Oak


 = available in loose lay |  = available in rigid core |  = available in gluedown



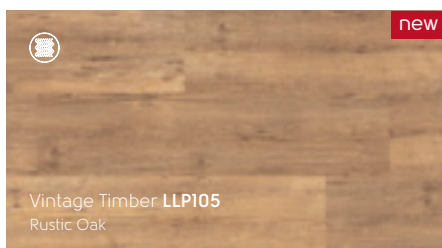
Stamford LLP109
Rustic Oak



Heritage Oak LLP102
Rustic Oak




Cambridge LLP113
Rustic Oak



Vintage Timber LLP105
Rustic Oak

new






Hartford LLP112
Rustic Oak



Danbury LLP154
European Oak



Contemporary elegance

 = available in loose lay |  = available in rigid core |  = available in glued down




Design Tip



Add a contemporary twist to your space with a traditional European Oak in a modern colour palette.



new



new




new




Lime washed

Budelli LLP146
Limed Oak


 = available in loose lay |  = available in rigid core |  = available in gluedown



Waterbury LLP152
Limed Oak



Budelli LLP146
Limed Oak






Levanzo LLP150
Limed Oak



Sophisticated atmosphere

Madison **LLT203**
Honed Limestone

 = available in loose lay |  = available in rigid core |  = available in gluedown



new

Tino **LLT208**
Honed Limestone



new

Capri **LLT209**
Honed Limestone










Madison **LLT203**
Honed Limestone



Clean minimalism

Dakota LLT212
Concrete




 = available in loose lay |  = available in rigid core |  = available in gluedown









Natural stone

Vermont LLT217
Pietra

 = available in loose lay |  = available in rigid core |  = available in glued down





Wood and stone with a

Soul and a story










SPOTTED GUM

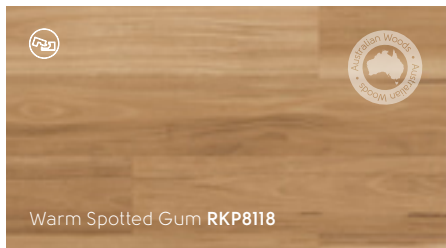
The Spotted Gum tree flourishes in coastal areas along the Eastern seaboard of Australia, ranging from the mountains of the Great Dividing Range to the sunshine coast of Queensland. Large amounts of sapwood can be seen within the boards and this adds to the blend of features that make the product so distinctive. Even when coloured, the sap creates a tonal plank that will work in all interiors.




Behind the design

Warm Spotted Gum RKP8118

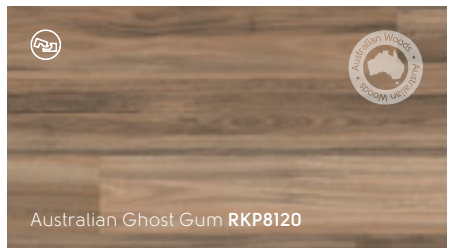
 = available in loose lay |  = available in rigid core |  = available in gluedown



Warm Spotted Gum RKP8118



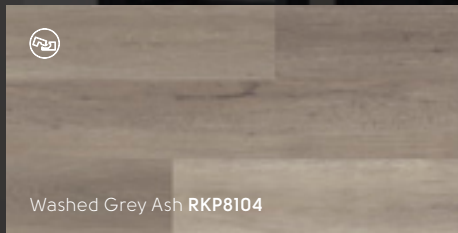
Weathered Spotted Gum RKP8119



Australian Ghost Gum RKP8120

WASHED GREY ASH

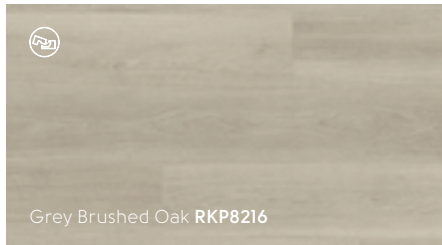
This grey-tone plank offers a detailed design which will add impact to any space. Offering straight grain detailing and a lightly brushed appearance, this plank is a favorite among contemporary designers.




Smoky greige

Washed Grey Ash **RKP8104**


 = available in loose lay |  = available in rigid core |  = available in gluedown




Grey Brushed Oak RKP8216



Shadow Oak RKP8203



Nimbus Oak RKP8205



Silver Barnwood RKP8208

WASHED BUTTERNUT

Often referred to as "white walnut," we sourced planks from the eastern United States. Real butternut is even softer than walnut, making it highly impractical for flooring and, as a protected wood, difficult to find in its natural form.



Washed Butternut **RKP8108**

Light washed

Washed Butternut **RKP8108**



= available in loose lay




= available in rigid core



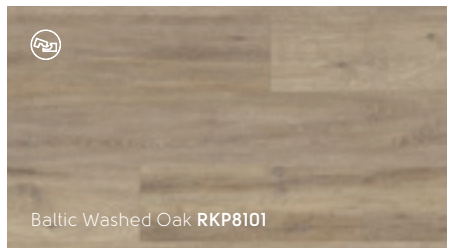
= available in gluedown



Frosted Acacia **RKP8201**




Texas White Ash **RKP8105**



Baltic Washed Oak **RKP8101**




LIGHT BARNWOOD

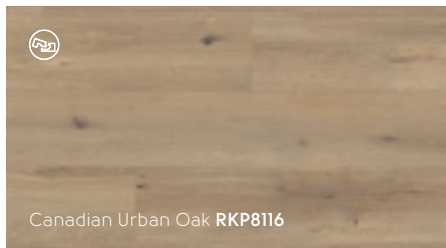
The marvellous rusticity and rotary saw markings of this salvaged American lumber create an unmistakably unique floor with unlimited potential for application. The heavy tonal shifts within this product have been enhanced by layers of natural, hand-applied finishing oils. The lively colours and character shifts generate an eye-catching floor and promote the wood's extreme variation of features, providing a real statement floor for any interior.




Light and clean

Light Barnwood RKP8207


 = available in loose lay |  = available in rigid core |  = available in gluedown



Canadian Urban Oak RKP8116



Warm Ash RKP8103



Natural Blackbutt RKP8121

CARBON OAK

This dark oak board was hand selected as a trusted raw material and canvas to work with. The light speckling seen within the tight grains occurs due to the rapid dehydration of the boards once felled. We then hand applied coloured oils to produce an on-trend colour to complement the existing range.




Carbon Oak **RKP8210**


Dark and detailed

Carbon Oak **RKP8210**


 = available in loose lay |  = available in rigid core |  = available in glued down



Baltic Mistral Oak RKP8112



Stained Acacia RKP8213



Smoked Blackbutt RKP8106



MARBLE

Calacatta marble has long been recognised around the world for its striking beauty and was allegedly Michelangelo's favourite stone to carve from. It originates from one single source: a mountainous area of Italy known as the Apuan Alps, making the original product both limited and expensive.

Calacatta has two essential features: a pure white background and clear, bold veining. These make it unique in the world of marble and our design team have spent over a year developing our first Calacatta design to ensure that our recreation of this beautiful stone, in an LVT format, reflects the original's quality and aesthetic.

Our Palazzo Marble design features the classic grey veining that graces palaces and cathedrals throughout Italy, a cool classic that oozes elegance.



Behind the design

Palazzo Marble **RKT2413**



= available in loose lay



= available in rigid core



= available in gluedown



Palazzo Marble RKT2413

RIVER STONE

This mid grey limestone design features faint chalky-coloured veining to add interest to an otherwise plain tile. It has a smooth yet worn look which will work well with both traditional and contemporary interiors, acting as a neutral backdrop to your preferred décor.



River Stone RKT3017-G

Notable neutrals

Pumice Stone RKT3016-G



= available in loose lay




= available in rigid core



= available in gluedown




InteGrout®




InteGrout®

Korlok with InteGrout® is the premier rigid core click-locking floor to hide subfloor imperfections and features a number of elements that help both the speed and ease of install - perfect for projects that need completing quickly.

Unlike typical textured grout, smooth and nonporous Karndean InteGrout® will neither harbour dirt and bacteria nor crack with seasonal temperature fluctuations.




Natural Ecrú RKT3015-G



Urban Grey RKT3014-G



Pumice Stone RKT3016-G



Black Sands RKT3006-G






CONCRETE





The popularity and appeal of using concrete as a key theme for interior finishes has soared over recent years, and become the perfect canvas for industrial inspired contemporary design. 'The Concrete Look' is no longer viewed as something grey and dull. It has evolved into a clean contemporary style, that features much depth and character.

Our designers experimented with different colouring techniques to transform the classic, neutral design into an incredibly versatile, contemporary set of concrete look tiles. Each colour option highlights different features contained within the design, and the tonal shift within the individual tiles creates a visually appealing palette. The result is an attractive product that adds a new warmth and elegance to a solid industrial material, making it appealing for both commercial and residential applications.

Behind the design

Oxford Grey **RKT2409**

 = available in loose lay |  = available in rigid core |  = available in gluedown



MEZZO PERLA


A contemporary terrazzo design with a pale grey background and darker grey and white mid-sized chips. Mezzo Perla brings the grandeur of terrazzo to your home in a design that works for any space.



Mezzo Perla **RKT2414**


Timeless terrazzo

Mezzo Perla **RKT2414**

 = available in loose lay |  = available in rigid core |  = available in glued down




Mezzo Grigio RKT2415



Effortlessly stylish and

Full of character







OAK ROYALE

Inspired by the natural warmth of traditional oak flooring, our Oak Royale collection is one of a kind, featuring an array of realistic oak grains and wide range of colour hues.


With all the charm of aged wooden floor boards, this beautiful collection offers some of our most intricate designs featuring realistic grain and knot details, to create a truly authentic look.


Designed in a larger plank format with a unique satin finish, each Oak Royale plank has been crafted to reflect the gentle ripple and hand-scraped texture of real oak flooring.




Behind the design

Spring Oak **RL01**


 = available in loose lay |  = available in rigid core |  = available in gluedown




Spring Oak **RL01**



Summer Oak **RL02**



Autumn Oak **RL03**



Winter Oak **RL04**



SUNDOWN OAK

Sundown Oak combines rich, warm brown tones with an intricate grain in a paler brown creating a 'limewash' effect set of highlights. As part of the Oak Premier collection, it also has the subtle texture ripples that reflect the traditional craftsman methods of real oak timber production.



Traditionally moody


Sundown Oak HC04

 = available in loose lay |  = available in rigid core |  = available in gluedown




Design Tip


Woods with high grain detail add depth and character to your space.




Dawn Oak HC01




Evening Oak HC05



Morning Oak HC02



Dusk Oak HC03



Midnight Oak HC06






HANDCRAFTED

Rich and rustic, our stunning Handcrafted woods collection takes its inspiration from the deep, smoky essence of three kitchen cupboard spices – Paprika, Peppercorn and Nutmeg. Warm and inviting, each design has been delicately handcrafted with a registered emboss to follow the exact grain and knot details of the design for a truly authentic look. If you adore the look and feel of rustic aged timber but want to avoid the hassle of sanding and waxing real wood, look no further than our Handcrafted woods.



Behind the design

Hickory Peppercorn **EW02**

 = available in loose lay |  = available in rigid core |  = available in gluedown



Hickory Paprika EW01




Hickory Nutmeg EW03



Hickory Peppercorn EW02

BLOND OAK



Combine the warmth, texture and practicality of our pale Blond Oak with the interest and stylishness of a parquet format and lay pattern. The 228mm x 76mm individual planks of our parquet range can be laid in a variety of patterns to create a range of styles to suit your space.



Historical charm

Blond Oak AP01

 = available in loose lay |  = available in rigid core |  = available in gluedown









Enduring Australian style and

Performance










REDWOOD



The original inspiration for these Van Gogh designs was American redwood reclaimed from railway sleepers used in the national rail network. Growing in the foggy coastal forest of the Pacific, these trees are exposed to the salty ocean air and over the years have been able to cope with and withstand the weathering properties of their climate. Embracing the appeal of reclaimed woods, our product designers were drawn to the unique detail and texture of the redwood trees, which over the years had aged beautifully.

When our Karndean designers got their hands on the original wood, they applied a range of techniques, including sanding it down to reveal the grain details in the timber. Our Van Gogh redwood designs are rustic, industrial looking planks that will give homeowners and designers alike the look of reclaimed woods without the practical drawbacks of real timber such as splintering, cracking and warping.

Behind the design




Salvaged Redwood **VGW101T**


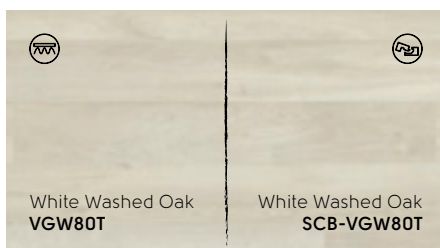
 = available in loose lay |  = available in rigid core |  = available in gluedown





Blush Oak VGW107T




 = available in loose lay |  = available in rigid core |  = available in glued down






Traditionally light


French Oak VGW85T

 = available in loose lay |  = available in rigid core |  = available in gluedown



French Oak
VGW85T

French Oak
VGW85T




Melbourne Larch VGW40T




Country Oak
VGW81T

Country Oak
SCB-VGW81T



Birch
VGW84T

Birch
SCB-VGW84T










Reclaimed Maple VGW71T



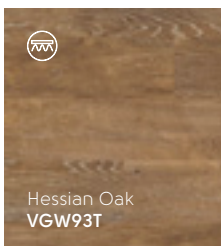





Vivid warms

Mountain Spotted Gum **VGW103T**









 = available in loose lay |
  = available in rigid core |
  = available in gluedown






Natural darks


Brushed Oak **VGW88T**




 = available in loose lay |  = available in rigid core |  = available in glued down




Tawny Oak **VGW91T**




Burnished Cypress **VGW96T**




Charred Oak **VGW102T**



Brushed Oak **VGW88T**



Smoked Beech **VGW98T**



Burnished Beech **VGW97T**



Sought-after designs tailored to

Modern trends









WALNUT

These fantastic nature-grade, American black walnut boards were hand-selected due to the beautiful warm tones. The wide 6" boards, which are uncommon and expensive in real walnut, allow the colour to drift from chocolate browns to dark mauves - creating a fantastic natural tonal floor and a rich canvas for any interior.

Behind the design

Bleached Grey Walnut **WP329**

 = available in loose lay |  = available in rigid core |  = available in gluedown




Bleached Grey Walnut WP329




Confident darks


Ignea WP313




Argon WP414





Ignea WP313



Rubra WP316




Carbo WP318

 = available in loose lay |
  = available in rigid core |
  = available in glued down



NIVEUS


This design brings a subtle limed effect to a gentle light wood, creating a distinctive grain defined by cool highlights. Available in a large plank size, it's perfect for a welcoming and spacious feel in open plan rooms.




Niveus WP411

Naturally delicate

Niveus WP411



Palleo WP312



Aurum WP315




Design Tip

Add a sense of natural warmth to your space with subtle and untreated wood look planks.



Cool and calm

Columba WP422

 = available in loose lay |  = available in rigid core |  = available in gluedown



Columba **WP422**



Grano **WP311**



Talpa **WP319**



Rubesco **WP421**






Avena **WP423**



Magna **WP413**



Fumo SP216 with DS12 3mm design strip

 = available in loose lay |  = available in rigid core |  = available in gluedown



Luna SP111



Mico SP211



Terra SP212



Argento SP217






Fumo SP216







Urbus SP213



Ferra SP215

 = available in loose lay |  = available in rigid core |  = available in glued down





Effortlessly stylish with


Universal appeal





LIMED OAKS


These oak planks feature a limed, slightly textured finish. Liming is traditionally used to protect woods from natural elements and as a design choice it is terrific for rooms with both warm colors and neutral greys.




Behind the design

Grey Limed Oak **KP138** with DS16 3mm design strip


 = available in loose lay |  = available in rigid core |  = available in gluedown



Pale Limed Oak **KP94**



Classic Limed Oak **KP97**



Mid Limed Oak **KP96**



Cool and contemporary

Grey Scandi Pine KP131

 = available in loose lay |  = available in rigid core |  = available in gluedown



Coastal Sawn Oak **KP136**



Rose Washed Oak **KP95**



Light Worn Oak **KP104**



Grey Scandi Pine **KP131**



Clay Sawn Oak **KP137**




Urban Spotted Gum **KP141**




Warm and inviting


Natural Spotted Gum KP142




Raw Spotted Gum KP139




Natural Spotted Gum KP142


 = available in loose lay |  = available in rigid core |  = available in gluedown




Pear **KP55-6**



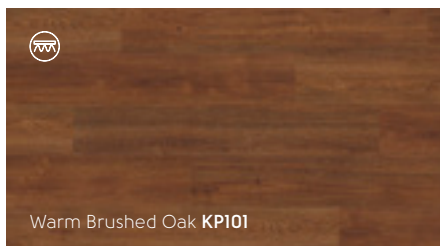
Victorian Oak **KP91**




Mid Worn Oak **KP103**




Warm Oak **KP39**



Warm Brushed Oak **KP101**



Aged Oak **KP98**






SLATE

The design team visited quarries in the Lake District, England, and sourced volcanic slate by hand, selecting pieces of this 300-million-year-old stone. Each piece was individually unique in character, and the detail of the linear markings and fractured features of the stones pair well with an active family space.

Behind the design

Grey Riven Slate **ST16** with DS10 3mm design strip

 = available in loose lay |  = available in rigid core |  = available in gluedown







Grey Riven Slate ST16




Cool and modern

Portland Stone **ST13** with DS10 3mm design strip and Dark Mosaic border


 = available in loose lay |  = available in rigid core |  = available in gluedown



Portland Stone **ST13**



Cumbrian Stone **ST14**







Onyx **T88**




Natural neutrals

Bath Stone **ST12** with DS10 3mm design strip and Light Mosaic border


 = available in loose lay |  = available in rigid core |  = available in gluedown




Balin Stone **ST8**



Cara **T98**



Soapstone **ST5-18**



Bath Stone **ST12**



■ Lampione LLP147



Our ranges

at a glance

LooseLay Longboard



Thickness: 4.5mm
Wear layer: 0.5mm
Bevel: No

1500mm x 250mm (59.1" x 9.85")



■ Bleached Tasmanian Oak **LLP311**




■ North Coast Blackbutt **LLP313**



■ Pearl Oak **LLP306**



■ Champagne Oak **LLP310**



■ Pure Fabric Oak **LLP329***



■ Honey Ironbark **LLP325**



■ Weathered Heart Pine **LLP304***



■ Tasmanian Oak **LLP312**



■ French Grey Oak **LLP308**



■ Lemon Spotted Gum **LLP317***



■ Shadow Fabric Oak **LLP331***



■ Australian Wormy Chestnut **LLP334***



■ Blended Ironbark **LLP328**



■ Ochre Ironbark **LLP326**



■ Twilight Oak **LLP301**



■ Embered Blackbutt **LLP314**



■ Weathered American Pine **LLP335**



■ Mountain Spotted Gum **LLP316***



■ Raven Oak **LLP302**



■ Natural Ironbark **LLP327**

* Please note: as a feature of the design, these products incorporate a high variation between individual planks.

LooseLay Originals



Thickness: 4.5mm
Wear layer: 0.5mm
Bevel: No

1050mm x 250mm (41.3" x 9.85")



■ Ashland **LLP95** White Oak



■ Lampione **LLP147** European Oak



■ Cambridge **LLP113** Rustic Oak



■ Bridgeport **LLP157** European Oak



■ Hamden **LLP156** Character Oak



■ Providence **LLP108** White Oak



■ Waterbury **LLP152** Limed Oak



■ Budelli **LLP146** Limed Oak



■ Levanzo **LLP150** Limed Oak



■ Brockton **LLP153** European Oak



■ Danbury **LLP154** European Oak



■ Vintage Timber **LLP105** Rustic Oak




■ Country Oak **LLP92** Character Oak



■ Linosa **LLP148** European Oak



■ Stamford **LLP109*** Rustic Oak



■ Sicilia **LLP142** Character Oak



■ Hartford **LLP112*** Rustic Oak



■ Heritage Oak **LLP102** Rustic Oak

LooseLay Originals




Thickness: 4.5mm
Wear layer: 0.5mm
Bevel: No


500mm x 610mm (19.7" x 24")



■ Tino **LLT208** Honed Limestone




■ Utah **LLT216** Pietra



■ Colorado **LLT201** Pietra




■ Nisida **LLT210** Concrete




■ Vulcano **LLT211** Concrete




■ Quebec **LLT219** Concrete




■ Ontario **LLT218** Concrete




■ Vermont **LLT217** Pietra




■ Dakota **LLT212** Concrete



■ Madison **LLT203** Honed Limestone



■ Capri **LLT209** Honed Limestone



■ Maine **LLT213** Concrete




Korlok Wood



Thickness: 6.5mm
Wear layer: 0.5mm
Bevel: Micro

1420mm x 225mm (56" x 9")



■ Warm Ash **RKP8103***



■ Frosted Acacia **RKP8201**



■ Washed Butternut **RKP8108**



■ Texas White Ash **RKP8105***



■ Canadian Urban Oak **RKP8116**



■ Grey Brushed Oak **RKP8216**



■ Natural Blackbutt **RKP8121**



■ Baltic Washed Oak **RKP8101**



■ Warm Spotted Gum **RKP8118***



■ Shadow Oak **RKP8203**



■ Weathered Spotted Gum **RKP8119***



■ Silver Barnwood **RKP8208***



■ Light Barnwood **RKP8207***



■ Washed Grey Ash **RKP8104***



■ Australian Ghost Gum **RKP8120***



■ Nimbus Oak **RKP8205**



■ Stained Acacia **RKP8213**



■ Baltic Mistral Oak **RKP8112**



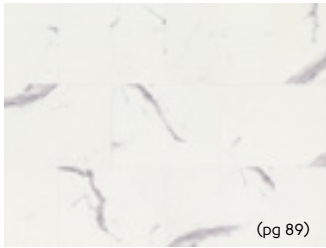
■ Smoked Blackbutt **RKP8106**



■ Carbon Oak **RKP8210**

* Please note: as a feature of the design, these products incorporate a high variation between individual planks.

457mm x 600mm (18" x 24")




Palazzo Marble **RKT2413***



Pumice Stone **RKT3016-G****




Smoke **RKT2412**



Mezzo Perla **RKT2414**



Natural Ecrú **RKT3015-G****



Mezzo Grigio **RKT2415**



Sandstorm **RKT2411**



Pebble Grey **RKT2410**




River Stone **RKT3017-G****



Urban Grey **RKT3014-G****



Oxford Grey **RKT2409**



Black Sands **RKT3006-G****

* Please note: as a feature of the design, these products incorporate a high variation between individual planks.



Art Select Wood



Thickness: 3.0mm
Wear layer: 0.7mm
Bevel: Standard

Oak Royale

1219mm x 178mm (48" x 7")



■ Spring Oak **RL01**



■ Summer Oak **RL02**




■ Autumn Oak **RL03**




■ Winter Oak **RL04**

Parquet


228mm x 76mm (9" x 3")



■ Blond Oak **AP01**




■ Auburn Oak **AP02**



■ Black Oak **AP03**

Handcrafted

915mm x 152mm (36" x 6")



■ Hickory Paprika **EW01**



■ Hickory Nutmeg **EW03**



■ Hickory Peppercorn **EW02**

Oak Premier

915mm x 152mm (36" x 6")



■ Dawn Oak **HC01**



■ Morning Oak **HC02**



■ Dusk Oak **HC03**



■ Sundown Oak **HC04**



■ Evening Oak **HC05**

































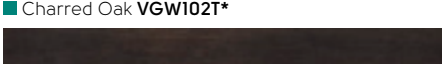



■ Midnight Oak **HC06**

















Thickness: 3.0mm
Wear layer: 0.5mm
Bevel: Micro

1219mm x 178mm (48" x 7")

 White Washed Oak VGW80T (pg 111)	 Antique Karri VGW39T (pg 114)	 Honey Oak VGW94T (pg 115)
 Country Oak VGW81T (pg 113)	 Jatoba VGW42T* (pg 114)	 Hessian Oak VGW93T (pg 115)
 Frosted Birch VGW83T (pg 111)	 Mountain Spotted Gum VGW103T* (pg 114)	 Bracken VG1-7 (pg 116)
 Aged Redwood VGW100T* (pg 109)	 Rimu VGW49T (pg 114)	 Burnt Ginger VG5-7 (pg 116)
 Reclaimed Redwood VGW99T* (pg 109)	 Lancewood VGW44T* (pg 114)	 Lime Washed Cypress VGW95T (pg 116)
 Brushed Oak VGW88T (pg 117)	 Lemon Spotted Gum VGW104T* (pg 114)	 Walnut VGW87T (pg 116)
 Tawny Oak VGW91T (pg 117)	 Wellington Oak VGW53T (pg 115)	 Smoked Oak VGW70T (pg 116)
 Salvaged Redwood VGW101T* (pg 109)	 Classic Oak VGW86T (pg 115)	 Merbau VGW41T* (pg 116)
 Smoked Beech VGW98T (pg 117)	 Copper Gum VGW33T (pg 115)	 Burnished Cypress VGW96T (pg 117)
 Ebony VGW89T (pg 111)	 Burgundy Oak VGW92T (pg 115)	 Charred Oak VGW102T* (pg 117)
 Melbourne Larch VGW40T (pg 113)	 Birch VGW84T (pg 113)	 Burnished Beech VGW97T (pg 117)
 Reclaimed Maple VGW71T (pg 113)		

1220mm x 180mm (48" x 7")

 White Washed Oak SCB-VGW80T (pg 111)	 Ebony SCB-VGW89T (pg 111)	 Lancewood SCB-VGW44T (pg 114)
 Country Oak SCB-VGW81T (pg 113)	 Birch SCB-VGW84T (pg 113)	 Lemon Spotted Gum SCB-VGW104T* (pg 114)
 Frosted Birch SCB-VGW83T (pg 111)	 Honey Oak SCB-VGW94T (pg 115)	 Classic Oak SCB-VGW86T (pg 115)
 Aged Redwood SCB-VGW100T (pg 109)	 Rimu SCB-VGW49T (pg 114)	 Hessian Oak SCB-VGW93T (pg 115)
 Reclaimed Redwood SCB-VGW99T (pg 109)	 Mountain Spotted Gum SCB-VGW103T* (pg 114)	



Thickness: 5.5mm
Wear layer: 0.5mm
Bevel: Micro

* Please note: as a feature of the design, these products incorporate a high variation between individual planks.



Opus Wood



Thickness: 2.5mm
Wear layer: 0.5mm
Bevel: Micro

915mm x 152mm (36" x 6")



■ Grano **WP311**



■ Palleo **WP312**



■ Talpa **WP319**



■ Aurum **WP315**



■ Ignea **WP313**



■ Bleached Grey Walnut **WP329**




■ Carbo **WP318**



■ Rubra **WP316**

1219mm x 228mm (48" x 9")



■ Columba **WP422**



■ Rubesco **WP421**



■ Avena **WP423**



■ Niveus **WP411**



■ Magna **WP413**



■ Argen **WP414**




Opus Stone




Thickness: 2.5mm
Wear layer: 0.5mm
Bevel: Micro


457mm x 610mm (18" x 24")




■ Mico **SP211**




■ Argento **SP217**




■ Urbus **SP213**




■ Ferra **SP215**



■ Terra **SP212**




■ Fumo **SP216**

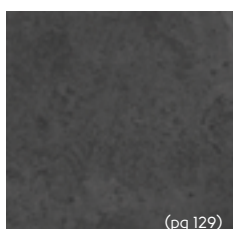


■ Forma **SP214**


457mm x 457mm (18" x 18")



■ Luna **SP111**



■ Ombra **SP114**



■ Nero **SP115**

*Please note: as a feature of the design, these products incorporate a high colour variation between individual planks




Knight Tile Wood



Thickness: 2.0mm
Wear layer: 0.3mm
Bevel: No

915mm x 152mm (36" x 6")

915mm x 102mm (36" x 4")



■ Grey Scandi Pine **KP131**



■ Raw Spotted Gum **KP139**



■ Warm Oak **KP39**



■ Coastal Sawn Oak **KP136**



■ Pear **KP55-6**



■ Victorian Oak **KP91**



■ Rose Washed Oak **KP95**



■ Natural Spotted Gum **KP142**



■ Light Worn Oak **KP104**



■ Classic Limed Oak **KP97***



■ Grey Limed Oak **KP138**



■ Pale Limed Oak **KP94***



■ Clay Sawn Oak **KP137**



■ Mid Limed Oak **KP96***



■ Urban Spotted Gum **KP141**



■ Warm Brushed Oak **KP101**



■ Mid Worn Oak **KP103**



■ Aged Oak **KP98***



Knight Tile Stone




Thickness: 2.0mm
Wear layer: 0.3mm
Bevel: No

305mm x 305mm (12" x 12")



■ Balin Stone **ST8**



■ Cara **T98**




■ Onyx **T88**


305mm x 457mm (12" x 18")



■ Soapstone **ST5-18**




■ Bath Stone **ST12**



■ Portland Stone **ST13**




■ Grey Riven Slate **ST16**



■ Cumbrian Stone **ST14**

*Please note: as a feature of the design, these products incorporate a high colour variation between individual planks



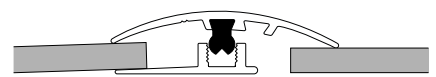
Rigid core accessories

To complete your rigid core floor, we have five colour coordinated accessories for each design. Our accessories are custom made with unique features such as tapered base plates to suit inbuilt underlay and come in convenient 2.3m lengths for ease of transport and handling. All our accessories are suitable for residential and light commercial use.

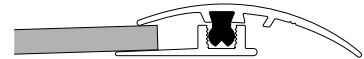
Multi Trim

This trim comes with three inserts to allow for joining to a range of alternative materials of different thicknesses. As its name suggests, the Multi Trim fulfills a number of functions.

- 1. Expansion Joint cover.** For installations over 15m in length or width an expansion joint must be made (usually placed across a door opening).
- 2. Transition.** For joining to carpet where the trim provides cover for both the expansion gap of the
- 3. Reducer/Ramp.** The top cover can be angled to provide a reducer strip down to substrate level, or for adjoining materials of different heights.



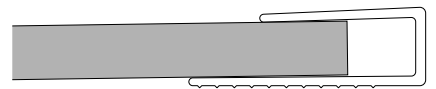
Expansion Joint Cover/Transition



Reducer/Ramp

Edge Cap

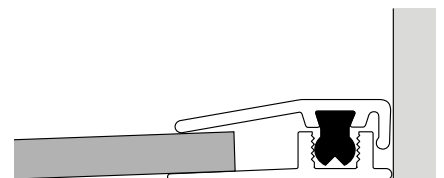
Edge Caps are one of the most common profiles. They can be used for a neat finish against sliding doors, full height floor to ceiling windows, carpets, tiled areas and other floor finishes of similar height. This profile is glued to the floor and the floating floor slots into the trim, it has 19mm top coverage.



Split Edge Cap

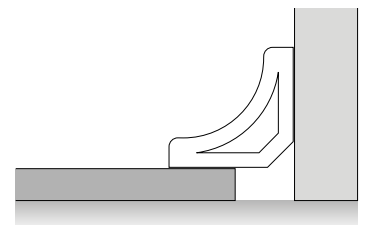
The Split Edge Cap is an easier to install alternative to the Edge Cap, especially on that all too challenging last row of planks. The base profile is installed prior to the installation of the floor and then the colour coordinated top cover tapped in to place with a rubber mallet to hide the expansion gap.

A great option for DIY installers, the Split Edge Cap is a great solution for finishing to window frames, sliding doors or as a sleek alternative to traditional Scotia.



Scotia

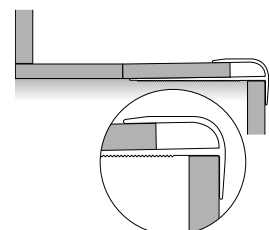
Scotia is designed to cover the gap between the wall and the flooring after the floor has been laid. Our scotia measures 19mm by 19mm and is made from high quality moisture resistant WPC. It has just the right amount of flexibility to follow any slight inconsistencies in the wall.



Stair Nosing

Stair Nosing is a trim used for finishing of steps and staircases neatly. This trim is fixed to the edge of the step using permanent construction adhesive and mechanically where required.

This is used as a transition trim to join step treads and risers (upright, vertical part of the step neatly). The trim accommodates expansion for both tread and riser.







■ Sandstorm RKT2411

Design strips

To complete the look of a glued-down design, add a decorative strip. These can be placed between tiles to create a natural grouting effect or to enhance the design of your floor. We have a range of design strips in this section that are available to you.

Choose from a range of tones and textures, available in 10, 5 and 3mm wide, unless otherwise specified.















Note: Design strips are only compatible with glued-down products.




Design strip		compatible with	widths
Utah REN34		 Available for use with Opus floors.	3mm, 5mm, 10mm
Gold J86			
Beechwood P504			
Burnt Ash MP3			



 Fumo **SP216** with DS12 3mm design strip








* Due to Art Select's bevelled edge, these strips can only be used between planks or tiles and not along a cut edge.










Design strip		compatible with	widths
Golden Teak P702		 Available for use with Opus floors.	3mm, 5mm, 10mm
Mahogany P802			
Mercury J89			
Concrete DS12			3mm, 5mm, 10mm
Clay DS15			
Chalk DS10			
Luna DS10		 Available for use with Knight Tile floors.	3mm
Soapstone ST5			3mm, 5mm & 10mm
Aurora ST3			3mm, 5mm, 10mm & 30mm
Orkney T100			
Cedar KP35			3mm, 5mm & 10mm
Sienna KP107			










Metallic strip		compatible with	widths
Silver		 Available for use with Art Select*, Opus and Knight Tile floors.	3mm, 5mm & 10mm
Gold			
Copper			



* Due to Art Select's bevelled edge, these strips can only be used between planks or tiles and not along a cut edge.

Grout strip		compatible with	widths
Beige AF06		 Available for use with Opus floors.	3mm
Ivory AF05			
Taupe AF04			
Brown AF02			
Chestnut AF07			
Black AF01			

Feature strip		compatible with	widths
Beige FS1		 Available for use with Art Select*, and Opus floors.	5mm
Stone FS6			
Light Grey FS9			
Grey FS3			
Gold FS5			
Light Brown FS12			
Chocolate FS7			
Black FS1			

Beige KFS23 ††^		 Available for use with Knight Tile floors.	5mm
Stone KFS22 †			
Light Grey KFS17 ††			
Grey KFS15^			
Gold KFS18 †			
Light Brown KFS21 †			
Chocolate KFS25 ††			
Black KFS10^			

Design strips	Metallic strips	Grout strips	Feature strips
3,5, 10mm widths	3,5, 10mm widths	3mm widths	Australia: 5mm x 915mm
Box quantity: 22.8m / 25 strips	Box quantity: 22.8m / 25 strips	Box quantity: 22.8m / 25 strips	Box quantity: 45.75m / 50 strips
30mm width			New Zealand: 2/2.5mm x 1250mm
Box quantity: 9.15m / 10 strips			Box quantity: 25m / 20 strips

† Colours available in Australia only.

†† Colours available in New Zealand only.

^ Colours also compatible with Van Gogh products in New Zealand only.

* Due to Art Select's bevelled edge, these strips can only be used between planks and not along a cut edge.

Decorative borders





Why not finish a floor with one of our decorative borders?

We have a range of borders available below.

Custom made

Looking for a custom border to suit your customer's floor?

We offer a custom made design service using many of our products and designs. For more information speak to your Business Manager or our Customer Services Team who will be happy to help.

Border		use with...	made up of...	width (mm)	length (mm)
Dark Mackintosh		ST13	ST14/ST13/DS10	51	940
		ST14			
Dark Mosaic		ST13	ST13/ST14/T100/DS10	25	900
		ST14			
Light Mackintosh		ST13	ST13/ST14/DS10	51	940
		ST14			
Light Mosaic		ST11	ST11/ST12/ST13/DS10	25	900
		ST12			
		ST13			



■ Portland Stone **ST13** with DS10 3mm design strip and Dark Mosaic border

Environmental

Karndean Designflooring and the environment

At Karndean Designflooring we find inspiration for our products in the beauty of the natural world and feel passionate about bringing this into every product we create. In order to keep our environment protected we do everything we can to continuously improve our manufacturing processes to ensure sustainability whilst delivering best value. We have always aimed to make stylish and durable floors with the lowest possible impact on the environment, and have never had to compromise quality or performance in order to comply with legislation or meet environmental requirements.

Karndean Designflooring is a member of the Green Building Councils of Australia and New Zealand and complies with their requirements under GreenStar. All Karndean products and accessories are manufactured in facilities certified to the ISO 14001 Environmental Management and ISO 9001 Quality Management International Standards. Our approach is based on the use of recycled materials in our floor coverings and ensuring that the finished product is suitable for recycling if required.

What's more...

- All of our packaging is made using recycled material, which we continually review to ensure that it is environmentally friendly and fit for purpose
- We use individual logistical solutions to efficiently and effectively transport our products
- Our storage facilities use high density racking to maximise capacity and minimise impact
- Our offices are introducing innovative energy saving techniques
- We are members of the Green Building Council Australia (GBCA) and Green Building Council New Zealand (NZGBC)
- Our products qualify for eco-points towards GreenStar building projects
- All of our adhesives are water based, solvent-free, have low VOC emissions and are GreenTag certified

GreenStar GreenTag™ certified

The majority of Karndean luxury vinyl ranges are fully certified to Global GreenTag, the third party multi-criteria, consensus based and externally verified Type 1 eco-labelling program. This is one of the largest product sustainability certification systems in Australasia and the only certification mark approved by the Australian Competition and Consumer Commission (ACCC).

GreenTag comprises two certification systems and the majority of Karndean Designflooring luxury vinyl is certified under both.



LCARate™


Life Cycle Analysis is for all products and all rating tools that engage LCA with separate output called an Environmental Product Declaration (EPD), which is a summary LCA report used for certain credits in some rating tools for GreenStar.

GreenRate™

GreenRate is a straight Type 1 eco label developed to meet the requirements of specific green building rating tools. It includes indoor environmental air quality: volatile organic compounds compliant (IEQ VOC) and reduced exposure to pollutants. GreenRate is offered in three levels of quality from Level 'C' up to Level 'A' relevant to GreenStar in Australia and New Zealand.

Karndean Designflooring LVT ranges and adhesives are fully certified under GreenStar GreenRate Level 'A', plus under international FloorScore Indoor Air Quality Certification for low emitting VOC's. Also certified to LCARate "silver streamline".

Learn more and download Karndean Designflooring's GreenTag certificates on our website.



The future

Our continued product innovation focuses on reducing our environmental impact and complying with environmental legislation and recognised certifications worldwide. Our aim is to remain the leading supplier of LVT flooring and to have a market-leading environmental record of achievement through the development of sustainable products and processes.

Transferable purchase warranty

If you purchased your Karndean Designflooring through a Karndean Retail Partner your warranty will have the added benefit of it being transferable. This means that if you sell your house within your guarantee period, you can pass the warranty on to the new owners.

To qualify for a transferable warranty, you must:

- Adhere to the terms and conditions outlined in the Purchase Warranty
- Purchase from one of our retail partners and they will provide us with your email address to enable us to send you your transferable warranty

For more information or to obtain your Purchase Warranty, please speak with your local flooring retailer or contact our **Customer Service Team**.

The lifetime residential warranty is defined as 35 years and protects against product wear out and manufacturing defects. What's more, the warranties are now transferable to any future owners (subject to the terms and conditions of the Transferable Purchase Warranty).



Cleaning and maintaining your Karndean floor

Karndean Designflooring is hardwearing and easy to look after. Our enhanced surface treatment helps protect against everyday wear, spills and scuffs. This makes it easier and more environmentally friendly to clean and maintain, giving you peace of mind that your Karndean floor will look great for years to come. We have a dedicated section on the website with videos which explain how best to look after your Karndean floor and covers lots of frequently asked questions from our customers.

Visit www.karndean.com/cleaning for more information.

We also have our own Floor Care Kits that you can order from your local retailers including everything you need for a simple cleaning routine.



Inside your Floor Care Kit

Regular cleaning with a pH neutral cleaner such as Karndean Clean will help keep your floor at its best.

Over time you may want to treat your floor to some extra care. We recommend every six to twelve months, depending on wear, that you strip and refresh your floor using Karndean Remove and Karndean Refresh, to further enhance its look and durability.

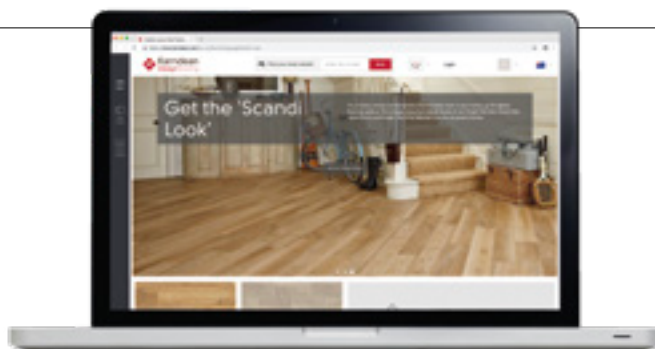


Visit us online at www.karndean.com,
where you can...

Find your nearest recommended retailer

Use our online search feature to find your nearest **Karndean Designflooring** recommended retailer. Leave your details for a retailer to contact you for a free measure and quote.

www.karndean.com/findaretailer



Order samples

If you need some extra help selecting the best colour for your room, why not order some samples? These are small samples designed to help you pick which product is right for you.

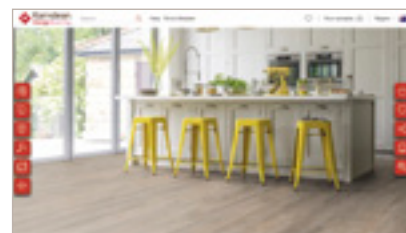
www.karndean.com/samples



Check out our helpful online tools

Not sure where to start? Use our handy Style Finder to narrow down your choices, or create Moodboards while browsing to save links to your favourite products, images and blog posts. Once you've narrowed down your choices, try out some combinations using our Floorstyle design tool.

www.karndean.com/floorstyle



Keep up-to-date with us

Keep in touch on social media. Share your new floors and reviews with us; we look forward to hearing from you.



Like us on Facebook [karndean_australia](https://www.facebook.com/karndean_australia)



Follow us on Instagram [karndean_australia](https://www.instagram.com/karndean_australia)



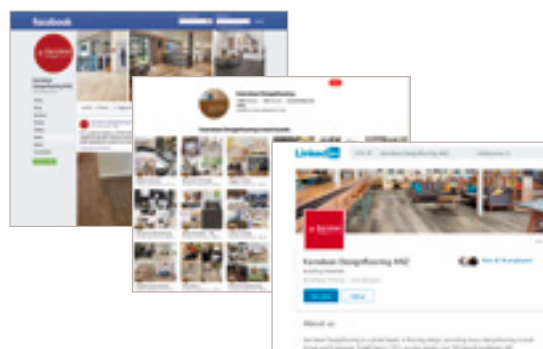
Join us on LinkedIn [Karndean Designflooring ANZ](https://www.linkedin.com/company/karndean-designflooring-australia)



Follow our boards on Pinterest [Karndean_australia](https://www.pinterest.com/karndean_australia)



Find us on YouTube [KarndeanDesignFloors](https://www.youtube.com/KarndeanDesignFloors)



Imagery and Design Reproduction

Photography and print cannot always produce a perfect representation of our products. This includes colour, pattern variation and installation elements used. For this reason we strongly recommend obtaining a product sample and where possible viewing a larger sample in-store. We also recommend visiting our website for information on installation, after care and product selection: www.karndean.com/advice.

We love developing new ideas and improving on our existing designs which means that sometimes products are withdrawn at short notice. We hate to disappoint and will work with you to find an alternative design. Please contact Customer Service for more information.

Karndean Designflooring owns all their designs and are protected by copyright.

Why not visit our Design Showroom?

At our headquarters, conveniently located in Melbourne, just off the Eastlink & Monash freeways, we always have the latest products on display, with over 500m² of ideas and designs to inspire you.



Opening times:

Australia

Please visit our website for opening hours:
www.karndean.com

The showroom will be closed on all Victorian and national public holidays.

For opening times between Christmas and New Year please call 1800 331 170

New Zealand

With a wide network of Karndean Retail Partners across New Zealand, we are bound to have one near you. Why not find your local retailer now by visiting www.karndean.com/findaretailer

Retailer details:

Contact us...

Karndean Designflooring
835 Stud Road Knoxfield,
Victoria, Australia 3180

Call us on:

AUS: 1800 331 170

NZ: 0800 442 101

Email us:

customerservice@karndean.com.au

customerservice@karndean.co.nz







Karndean
Designflooring



Front cover: Vermont LLT217
This image: Black Sands RKT3006-G